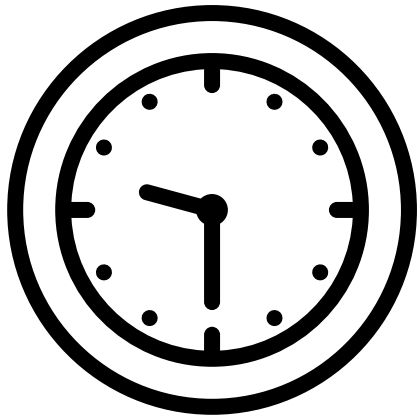


RISE AND ROAR

Your **autism friendly** guide to the
Magic Garden quiet sessions.



Historic Royal Palaces
Hampton Court Palace



01

Welcome to **Hampton Court Palace**, home of **The Magic Garden**. Your play session will start at **09:30am**.



02

This is the Kitchen Garden. You are nearly there. Remember to use the paths



03

You will see lots of vegetables and fruit. Look and see what you can find.



04

There is a toilet block in the Kitchen Garden.



05

There is a fish pond by the Magic Garden. The water is uncovered so be careful not to get wet.



06

Our four fish are quite shy - **but they may jump up and say hello!**



07

Uniformed staff members like this are here to help. You will be given a wristband and your ticket will be scanned.



08

This is a map of the Magic Garden. The yellow box is the entrance to the garden.

09

LENGTH OF PLAY SESSIONS


If you visit during term time, you can stay as long as you like. Today you can play between 09:30am and 11:00am. You can stay after this but it will get very busy.

At weekends and during school holidays, the Magic Garden is very busy and your time will be limited to 90 minutes.



10

INSIDE THE MAGIC GARDEN.



11

FEATURE 1 - THE WILD WOOD
The quietest place in the Magic Garden. A place to be calm and quiet if it is too noisy.



12

FEATURE 2 - DISCOVERY TOWER

I have a slide and an aerial walkway which leads to the Battle Tower



13

FEATURE 3 - STRANGE TOPIARY

Look to the left as you enter, and look ahead for some Dragon Rules.



14

FEATURE 4 - BATTLE TOWER

I have a fireman's pole and stairs. The lower walkway connects me to the Lost Tower.



15

FEATURE 5 - LOST TOWER

You can get to me from the walkway or try to climb up the ramp.



16

FEATURE 6 - KING'S AND QUEEN'S TOWERS

Climb up the balconies, sit on the throne, or watch friends play in the mirrors.



17

FEATURE 7 - AMPHITHEATRE

Run around and have fun!

I am the first thing you will see as you walk into the garden.



18

FEATURE 8 - THE LION

You can climb on me and touch my weathered stone. See if you can find my tail!



19

FEATURE 9 - FOUNTAINS

You will get wet. Remember to bring a change of clothing and towels.



20

FEATURE 10 - ENCAMPMENT

I contain sand and water so you will get wet and sandy! Take shelter in the tents or play in the sand.



21

MORE ABOUT ENCAMPMENT

I have water pumps for you to play with so you may get wet. Can you see the Dragon's tail behind me?



22

FEATURE 11 - OUR DRAGON

I see everything, make sure rules are followed but everyone has fun. You can climb on me if you wish and scratch behind my ears.



23

FEATURE 12 - PERSPECTIVE PERGOLA

Have a friend stand at one end and see if they look bigger or smaller.



24

FEATURE 13 - THE CROWN

I am accessible to all. See what friends and foes are doing from my hill and slide down the secret tunnel slide.



25

FEATURE 14 - DRAGON'S NEST

You can climb inside and hide!



26

FEATURE 15 - MYTHICAL BEAST'S LAIR

Can you see the small dragon hiding? Come in and see if you wish.



27

OTHER MYTHICAL BEASTS YOU WILL FIND

Can you see our unicorn, panther and yale?



28

FEATURE 16 - THE THRONES

Be a King, Queen, Prince or Princess on our thrones of different sizes.



29

FACILITIES IN THE MAGIC GARDEN

Male, female, accessible and baby changing facilities are available.



30

BUGGY AREA AND DRINKING FOUNTAINS

There are two drinking fountains on the patio, and the buggy park.



31

OUR MAGIC GARDEN ATTENDANTS ARE ALL FIRST AID TRAINED


They can help with slips, trips and falls.



32

FOOD AND DRINK

Buy food or bring your own, but no picnic blankets are allowed as they take up too much space.



33

AT 11:00am YOUR SESSION WILL END

You can go and explore more outside the garden or stay and play but it will get very busy.

THANK YOU FOR VISITING!
WE HOPE YOU HAD A
ROARING GREAT TIME!



Historic Royal Palaces
Hampton Court Palace